

Contact Belgique  
<http://www.panneauxmaisonossaturebois.com>  
[tomre@skynet.be](mailto:tomre@skynet.be)  
GSM 0032 475745394  
Contact pour la Suisse  
[contact@panneauxmaisonossaturebois.ch](mailto:contact@panneauxmaisonossaturebois.ch)  
<http://www.panneauxmaisonossaturebois.ch>  
GSM 0041 774230530

4.8 x 2.4 m

# INSULATED CAMPING CABANE

health, beauty, peace of mind

SPECIFICATIONS

WINDOWS

COLOR OF WOODROOF SHINGLES

FURNITURE

TRANSPORTATION

MAINTENANCE

USAGE





# SPECIFICATIONS OF PRODUCT


## HERE'S WHAT YOU GET

- Wall panels
- Roof panels,
- Roof shingles color: red, black, green;
- Floor panels
- Opening window in the back wall;
- Double doors with a lock and the double glass windows;
- Two rooms inside: a sleeping and a sitting room;

Inside area	9.3 m <sup>2</sup>
Shape	Pod
Size of terrace, mm	2324x600 mm
External dimension	4890x2454 mm
Number of Windows	1 double
Number of opening Windows	1
Weight, kg	1700 kg
Wall thickness	38 mm
Group of people	4-8
Size of Windows, mm	678 x 714 mm
Size of Doors, mm	1004 x 1920 mm

## INSULATION

### WALL INSULATION




1. Wall made from spruce (38mm)
2. Rockwool (50 mm)
3. Wind insulating film (1mm)
4. OSB panel (10 mm)
5. Bitumen shingles (3mm)

### FLOOR INSULATION



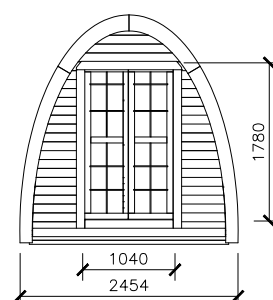
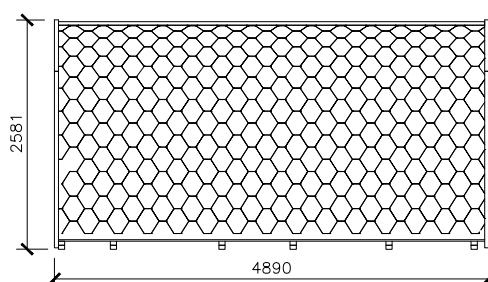
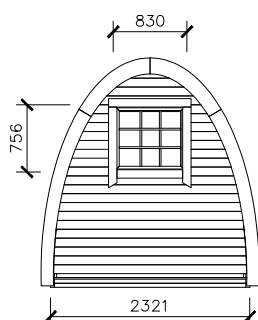
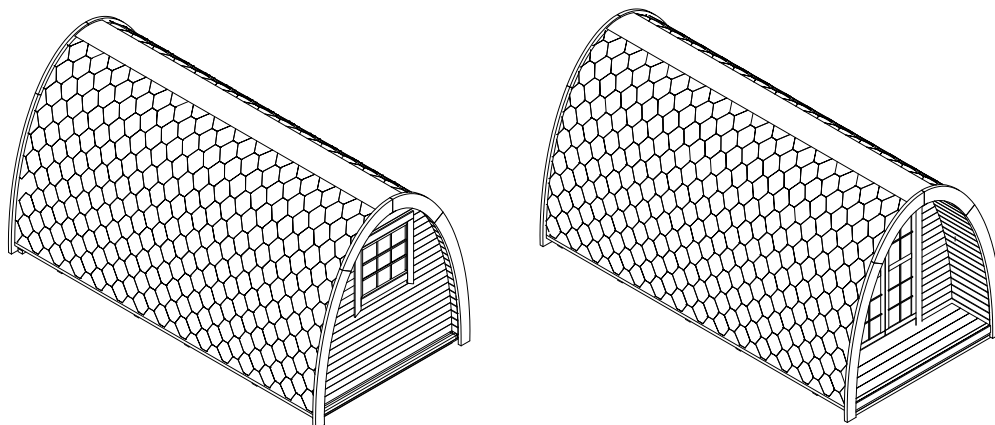
1. Floor made from spruce (28mm)
2. Wind insulating film (1mm)
3. Rockwool with spruce frame (45 mm)
4. OSB panel (10 mm)

### PANEL INSULATION




1. Wall made from spruce (38mm)
2. Rockwool with spruce frame (45mm)
3. Wind insulating film (1mm)
4. Wall made from spruce (18mm)

# SPECIFICATIONS OF PRODUCT



## TYPE OF WOOD



The spruce is of Nordic species. It is light colored, nearly white. Thin and regular texture. Suitable for painting and flexible. Spruce tubs are outstanding for being waterproof and durable.

## FOUNDATION

It is very important to have a proper foundation for your cabin. Therefore we recommend making the foundation according to the sketches here.

First of all, foundation must be prepared according to the landscape and ground

conditions. Consult a qualified builder or an engineer to prepare a proper foundation, which fits your location. Make sure to complete the site preparation and the foundation before unpacking and assembling the cabin.

# SPECIFICATIONS OF PRODUCT

## WINDOW AND DOOR



Window's size is 678x714 mm, double door's size is 1004x1920 mm. Double glass units are used; they windows ensure lower heat transfer to the

outside, a lot of light coming inside, and long usage time.

## ROOF SHINGLES

6 layer bitumen tiles consists of durable and highly resistant fiber glass base coated with polymer- reinforced bitumen mix made of high quality bitumen and aggregate. The top layer of tiles is surfaced with mineral granules that lend color to the tiles and ensure high UV-protection and other weather conditions resistance qualities. The granules are painted in high temperature using thermal method pigment being burned-in into the surface of granules what guarantees long durability of the

color. The bottom of tiles is coated with adhesive polymer-reinforced bitumen layer protected with easily removed silicon membrane. As a result of sun heat exposure the overlapped tiles stick to each other thus forming a double hydro-insulating layer, which guarantees excellent leak resistance of the roof. Bitumen tiles can be used both for new construction and roof repair work. You may choose black, green or red color bitumen tiles. The warranty term for tiles is 20 years!



Roof bitumen shingles' color: black, green, red.

# FURNITURE

## STANDART FURNITURE SET

### WOODEN POUF

(LxWxH) - 500 x 500 x 494

SHAPE - rectangle

The pouf is made of northern spruce wood. Wooden pouf is multifunctional, you can also use it as a glove compartment. The spacing between the plates, so air circulates easily and ensure good ventilation.




### TABLE

(LxWxH) - 855 x 600 x 750

SHAPE - rectangle

The table is made of northern spruce wood. Table has a stable base: the feet are connected additional details. Modern design and the charm of natural wood perfectly complicated camping houses.



### DOUBLE BED-SOFA

(LxWxH) - 2000 x 1560 x 480

SHAPE - rectangle

The double bed is made of northern spruce. Double bed can modified into a sofa bed with support. Modern design and the charm of natural wood perfectly complicated camping houses.



### BENCH

(LxWxH) - 1986 x 535 x 494

SHAPE - rectangle

The bench is made of northern spruce wood is sturdy and reliable. The bench has the support legs 5, so it is stable. Modern design and the charm of natural wood perfectly complicated camping houses.



# FURNITURE

## OTHER FURNITURE

### SHELF

(LxWxH) - 1000 x 300 x 30 mm

SHAPE - rectangle

Dimensions (L x W x H) - 100 x 300 x 30mm. The drawer is made of northern spruce wood is sturdy and reliable. Simple design and the charm of natural wood perfectly complicated camping houses.

### KITCHEN SET

(LxWxH) - 2340 x 600 x 810 mm

SHAPE - rectangle

The kitchen is made of northern spruce wood is sturdy and reliable. Simple design and the charm of natural wood perfectly complicated camping houses. What you get: worktop; cabinets, cabinet doors, hinges and knobs needed, as well as the ability to install the sink.



### SINGLE BED

(LxWxH) - 2200 x 940 x 430 mm

SHAPE - rectangle

The single bed is made of northern spruce wood. Bed easily fastened to the wall. Modern design and the charm of natural wood perfectly complicated camping houses.



### DRAWER UNDER THE BED

(LxWxH) - 750 x 720 x 190 mm

SHAPE - rectangle

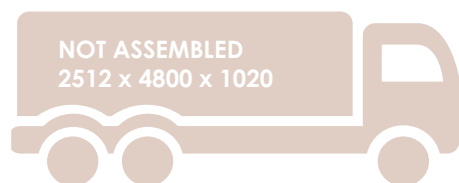
The drawer is made of northern spruce wood is sturdy and reliable. Simple design and the charm of natural wood perfectly complicated camping houses.



<http://www.panneauxmaisonossaturebois.com>  
[tomre@skynet.be](mailto:tomre@skynet.be)  
<http://www.panneauxmaisonossaturebois.ch>

INSULATED CAMPING Cabane 4.8 x 2.4

## TRANSPORTATION



The camping cabin is delivered unassembled (packed on a pallet (KIT)). Assembly instructions

### Contact Belgique

<http://www.panneauxmaisonossaturebois.com>

[tomre@skynet.be](mailto:tomre@skynet.be)

GSM 0032 475745394

Contact pour la Suisse

[contact@panneauxmaisonossaturebois.ch](mailto:contact@panneauxmaisonossaturebois.ch)

<http://www.panneauxmaisonossaturebois.ch>

GSM 0041 774230530